

# Porte avvolgibile ad alta velocità

The high speed roll doors design is unique. The door roll is located on the back of the door. Moving parts are thus placed inside the cell, out of reach for the operator. Further, this design allows a forklift to get closer and deeper into the cell e.g. at tool exchange.

The high speed roll door has long durability and low operating costs. In other words, it is a long-term and cost effective investment.

**The high speed roll door can be customized to your requirements.**









- Compact, the door can be placed near the work place.
- Interlocking, in the frames non-contact switches are mounted to monitor the door position and prevent restart if the door is unclosed.
- Fast and silent drive with opening speed up to 2,5 m/s. Drive system is designed for up to 6 opening cycles per minut, without overheating the motor.
- Photocell curtain, integrated in the frame, covers the full opening and reverses the door if obstructed by any object.
- Door panel, 2 mm thick PVC-coated fabric with smooth finish, antistate-proof, with insulated carbon fiber wires. Resistant to most chemicals, welding splash and UV-radiation.

- Flexible control, can be programmed for all types of operating functions.
- The door is prepared for remote control with connections for signals open/close from external equipment like pushbuttons or a superior control system.
- The doors have a robust design, thick door panel and only a few wear parts. It means no need to replace the entire door even after long time operating.
- Stable specially designed posts are included in the delivery. Customized for each unique order.

Mounting posts (included)	Y	
Yardstick opening width (included)	Y	
Motor cover	N	
Motor direction	Backward	Standard
	Forward	OK
	Upward	OK
	Downward	Not OK      An intervention may be required
Motor cable (connected) L=	3	m
Door stop position over the floor	0	mm
Color door panel	Y	(Blue RAL 5007) Antistatic-proof with insulated carbon fiber w
Vision panel (option)	N	
Vision area height	N	
Vision area width	N	
Control cabinet	Y	1x230V (WxHxD) 250x600x200mm
Main circuit breaker	N	
Display on control cabinet	Y	Outside door
Language on display, specify		Swe.
		Eng.
		Ger.
		Fre.
Safety photocell curtain in the frames. Cables marked-up but not connected	Y	
Clampguard	N	
Non contact switch in frame motorside "Door open/door closed" Allen Bradley Sensaguard 440N-Z21SS2A	Y	
Communication module	N	
Crank fo manual opening (included)	Y	
Declaration of conformity (Issued by the manufacturer)	According to Annex II B, Machine directive 2006/42/EG	

# Modelli

ARTICOLI / DESCRIZIONE		LARGHEZZA (MM)	LARGHEZZA MASSIMA DI APERTURA (MM)	MAX ALTEZZA (MM)
	<b>S-0145-230150L / S-0145-230150R</b> High speed roll door (Rollback, motor L /motor R) CH=2300 mm, CW=1500 mm		1500	2300
	<b>S-0145-230200L / S-0145-230200R</b> High speed roll door (Rollback, motor L /motor R), CH=2300 mm, CW=2000 mm		2000	2300
	<b>S-0145-230250L / S-0145-230250R</b> High speed roll door (Rollback, motor L/motor R), CH=2300 mm, CW=2500 mm		2500	2300
	<b>S-0145-250150L / S-0145-250150R</b> High speed roll door (Rollback, motor L/motor R), CH=2500 mm, CW=1500 mm		1500	2500
	<b>S-0145-250200L / S-0145-250200R</b> High speed roll door (Rollback, motor L/motor R), CH=2500 mm, CW=2000 mm		2000	2500
	<b>S-0145-250250L / S-0145-250250R</b> High speed roll door (Rollback, motor L/motor R), CH=2500 mm, CW=2500 mm		2500	2500