



Est 1990

# Dissuasori

X-Protect Bollards safeguard corners, doorways and equipment from vehicle impacts. The black and yellow colour scheme enhances visibility and helps direct forklift traffic, creating safer, well-organised industrial routes.



**The X-Protect Classic Bollards** are built for heavy-duty protection in areas exposed to frequent vehicle movement. Ideal for safeguarding doorways, exposed corners and machinery, they attract attention and help drivers navigate safely along traffic routes. The Classic Bollards are available in four sizes, from 350 to 1160 mm, and can also be seamlessly integrated into the X-Guard Machine Guard System, creating a continuous safety solution across the facility.

**The X-Protect Essential Bollards**, by contrast, are designed for light-duty impact zones where flexibility and fast installation are key. They provide dependable ground-level protection against accidental contact from forklifts, AMRs or pallet trucks while maintaining an open layout. Available in four sizes from 620 to 1170 mm, the Essential Bollards allow easy adaptation to different layouts and traffic conditions.

As part of the X-Protect Impact Protection System, both bollard types feature modular components, quick installation and easy maintenance which gives long-term performance with minimal disruption.

## Key features

- Fast to install
- Kind to the floor

- Easy to repair

Impact test results					
Classic Bollard					
Bollard height	Load	Equivalent to		90° Deflection	Force to fixings
350mm	3200 J	2500 kg 5.7 km/h	5000 kg 4 km/h	NA*	18 kN
610mm	5250 J	2500 kg 7.3 km/h	5000 kg 5.2 km/h	300mm	19.5 kN
870mm	5250 J	2500 kg 7.3 km/h	5000 kg 5.2 km/h	420mm	17.5 kN
1160mm	5250 J	2500 kg 7.3 km/h	5000 kg 5.2 km/h	620mm	12 kN
Essential Bollard					
Bollard height	Load	Equivalent to		90° Deflection	Force to fixings
620mm	1500 J	2500 kg 3.9 km/h	1500 kg 5 km/h	160mm	5.6 kN
880mm	1500 J	2500 kg 3.9 km/h	1500 kg 5 km/h	380mm	6.4 kN
1170mm	1500 J	2500 kg 3.9 km/h	1500 kg 5 km/h	585mm	4.3 kN

- Due to the bollard height, it is considered that the deflection is not critical for product selection.

## Modelli

### Essential Bollards 3 articoli

ARTICOLI / DESCRIZIONE	LARGHEZZA (MM)	ALTEZZA (MM)	COLORE
 <b>BEP0-062-0000</b> Essential Bollard	114	620	Giallo zinco (RAL 1018) Nero grafite (RAL 9011)
 <b>BEP0-088-0000</b> Essential Bollard	114	880	Giallo zinco (RAL 1018) Nero grafite (RAL 9011)



**BEP0-117-0000**  
Essential Bollard

114

1170


Giallo zinco (RAL 1018)  
Nero grafite (RAL 9011)

## Classic Bollards 8 articoli

ARTICOLI / DESCRIZIONE	LARGHEZZA (MM)	ALTEZZA (MM)	COLORE
 <b>BCP1-035-0000</b> Classic Bollard	200	350	Giallo zinco (RAL 1018)
 <b>BCP0-035-0000</b> Classic Bollard	200	350	Giallo zinco (RAL 1018) Nero grafite (RAL 9011)
 <b>BCP1-061-0000</b> Classic Bollard	200	610	Giallo zinco (RAL 1018)
 <b>BCP0-061-0000</b> Classic Bollard	200	610	Giallo zinco (RAL 1018) Nero grafite (RAL 9011)
 <b>BCP1-087-0000</b> Classic Bollard	200	870	Giallo zinco (RAL 1018)
 <b>BCP0-087-0000</b> Bollard	200	870	Giallo zinco (RAL 1018) Nero grafite (RAL 9011)
 <b>BCP1-116-0000</b> Classic Bollard	200	1160	Giallo zinco (RAL 1018)
 <b>BCP0-116-0000</b> Classic Bollard	200	1160	Giallo zinco (RAL 1018) Nero grafite (RAL 9011)

## Prodotti correlati

---



### X-PROTECT

#### Dissuasori per ripari macchina

Use our X-Protect bollards to protect doorways, exposed corners and machinery. The black and yellow bollards also attract the fork lift driver's attention and act as guidance along traffic routes...

[12 articoli](#)



### PROTEZIONE PER COLONNA

#### X-Protect Protezione per colonna

Use the X-Protect Column Guard when you need to protect the columns in your facility from impact damage. The unique design features specially formed air channels that effectively dissipate impact f...

[1 articoli](#)



### BARRIERE PEDONALI CLASSIC

#### Barriera pedonale con impatto

Utilizzare la configurazione della Barriera pedonale + Barriera di impatto per proteggere le passerelle dai veicoli di medie dimensioni in cui vi sia un rischio maggiore di impatti a livello del su...

[19 articoli](#)



### BARRIERE PEDONALI CLASSIC


#### Barriere pedonali

Utilizzare la configurazione della Barriera pedonale per definire i percorsi pedonali e proteggere da impatti leggeri.

[12 articoli](#)

## **X-Protect is Safe**

- ✓ Our impact protection products undergo rigorous testing at our state-of-the-art testing facility.
- ✓ With decades of experience in industrial safety, we've designed our impact protection to perform effectively in real-world conditions.
- ✓ We know safety and can guide you to the best solutions tailored to your specific needs.



## **X-Protect is Modular**

- ✓ Quickly modify barrier specifications with minimal waste.
- ✓ Perform easy and cost-effective repairs at a component level.
- ✓ Quickly build strong integrated installations with few parts.



## **X-Protect is Sustainable**

- ✓ Simple end of life dis-assembly, even after an accident.
- ✓ Single material components that are easy to recycle.
- ✓ Repairable by design, damaged or worn components are easily replaced extending the barrier's life.



## X-Protect components

These are the building blocks of our modular Impact Protection range.

### BARRIERS & RAILS

#### Hand Rails



Width x Height:

68 x 72 mm | 2 11/16" x 2 27/32"

Length:

270 - 1770 mm | 10 5/8" - 69 11/16"

#### Impact Barriers



Width x Height:

116 x 220 mm | 4 9/16" x 8 21/32"

Length:

270 - 2770 mm | 10 5/8" - 109 1/16"

### POSTS & BOLLARDS



Height:

350 - 1160 mm

13 13/16" -

45 11/16"

Width:

200 mm

7 7/8" in

## Component Colours



RAL 1018



RAL 9011

## X-Protect Standard Configurations

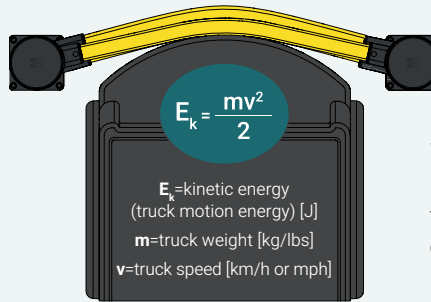
+ the highest impact energy (J) they are capable of withstanding\*

\* The highest force depends on the C-C. More information is available upon request.



1 5250 J

2 4500 J



## Impact testing

This is how we calculate the energy from a vehicle impact.



Loaded weight  
**3600 kg / 7930 lbs**



Loaded weight  
**2700 kg / 5940 lbs**



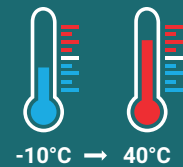
Loaded weight  
**2100 kg / 4620 lbs**

Speed	Load
6 km/h   3.7 mph	5020 J
8 km/h   5 mph	8880 J
12 km/h   7.5 mph	19960 J

Speed	Load
6 km/h   3.7 mph	3770 J
8 km/h   5 mph	6660 J
12 km/h   7.5 mph	14970 J

Speed	Load
6 km/h   3.7 mph	2930 J
8 km/h   5 mph	5180 J
12 km/h   7.5 mph	11670 J

## Operating temperature




## Assembly



SCAN THE CODE TO  
 DOWNLOAD OUR  
 ASSEMBLY MANUALS



3 6200 J



8 8000 J



4 7700 J



9 8300 J



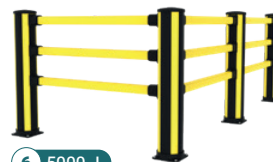
5 7000 J




10 0 J



11 1800 J



6 5000 J



7 6700 J



12 3000 J

The Floor Barrier can be used in combination with configurations: **3, 6, 8 & 9**

1. Bollards
2. Impact
3. Impact High
4. Double Impact Low
5. Double Impact High
6. Pedestrian
7. Pedestrian + Impact
8. Pedestrian + Impact High
9. Pedestrian + Double Impact
10. Pedestrian Gate
11. Column Guard
12. Floor Barrier