Protezione della colonna di grandi dimensioni

Axelent offre una protezione per colonne più grande, per una protezione più flessibile per le colonne più grandi. Questa protezione è adatta a colonne quadrate di 400 mm come standard. Sono disponibili anche dei riempimenti per estendere la protezione fino a 1000 mm di lato. La protezione per colonne è realizzata in polietilene a bassa densità per garantire un'elevata flessibilità e resistenza.

Modelli

ARTICOLI / DESCRIZIONE		LARGHEZZA (MM)	ALTEZZA (MM)
	AG-CP400 RAL 1003	200	1080
	AG-CP4-250IN Infill, RAL 1003	250	
	AG-CP4-110IN Infill, RAL 1003	110	

Impact Protection

X-Protect is Safe

- Our impact protection products undergo rigorous testing at our state-of-the-art testing facility.
- With decades of experience in industrial safety, we've designed our impact protection to perform effectively in real-world conditions.
- We know safety and can guide you to the best solutions tailored to your specific needs.



X-Protect is Modular

- Quickly modify barrier specifications with minimal waste.
- Perform easy and cost-effective repairs at a component level.
- Quickly build strong integrated installations with few parts.

X-Protect is Sustainable

- Simple end of life dis-assembly, even after an accident.
- Single material components that are easy to recycle.
- Repairable by design, damaged or worn components are easily replaced extending the barrier's life.

Technical Information

X-Protect components

These are the building blocks of our modular Impact Protection range.

BARRIERS & RAILS

Hand Rails

Width x Height:
68 × 72 mm | 2 11/16" × 2 27/32"
Length:
270 - 1770 mm | 10 5/8" - 69 11/16"

Impact Barriers

Width x Height:
116 × 220 mm | 4 9/16" x 8 21/32"
Length:
270 - 2770 mm | 10 5/8" - 109 1/16"

POSTS & BOLLARDS

Height:
350 - 1160 mm
13 13/16" – 45 11/16"
Width:
200 mm
7 7/8" in

Component Colours

RAL 1018

RAL 9011

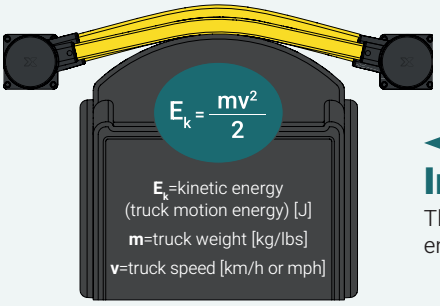

Impact testing

This is how we calculate the energy from a vehicle impact.

Loaded weight
3600 kg / 7930 lbs

Speed	Load
6 km/h | 3.7 mph	5020 J
8 km/h | 5 mph	8880 J
12 km/h | 7.5 mph	19960 J

Loaded weight
2700 kg / 5940 lbs

Speed	Load
6 km/h | 3.7 mph	3770 J
8 km/h | 5 mph	6660 J
12 km/h | 7.5 mph	14970 J

Loaded weight
2100 kg / 4620 lbs

Speed	Load
6 km/h | 3.7 mph	2930 J
8 km/h | 5 mph	5180 J
12 km/h | 7.5 mph	11670 J

Operating temperature



-10°C → 40°C

Assembly

SCAN THE CODE TO DOWNLOAD OUR ASSEMBLY MANUALS

X-Protect Standard Configurations

+ the highest impact energy (J) they are capable of withstanding*



1 5250 J

2 4500 J

3 6200 J

4 7700 J



5 7000 J

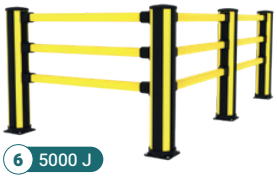

6 5000 J

7 6700 J

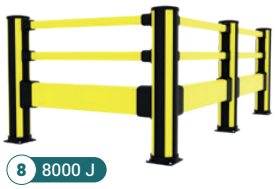

8 8000 J



9 8300 J

10 0 J

11 1800 J

12 3000 J

The Floor Barrier can be used in combination with configurations: **3, 6, 8 & 9**

1. Bollards
2. Impact
3. Impact High
4. Double Impact Low
5. Double Impact High
6. Pedestrian
7. Pedestrian + Impact
8. Pedestrian + Impact High
9. Pedestrian +Double Impact
10. Pedestrian Gate
11. Column Guard
12. Floor Barrier

* The highest force depends on the C-C. More information is available upon request.